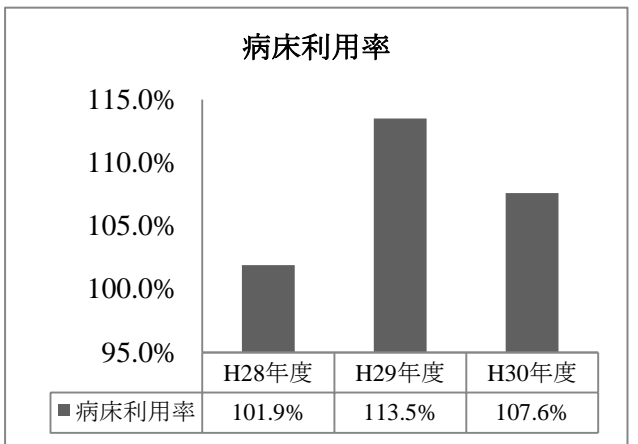
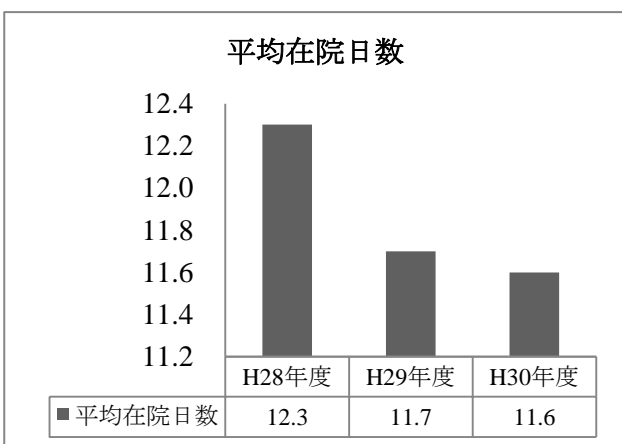
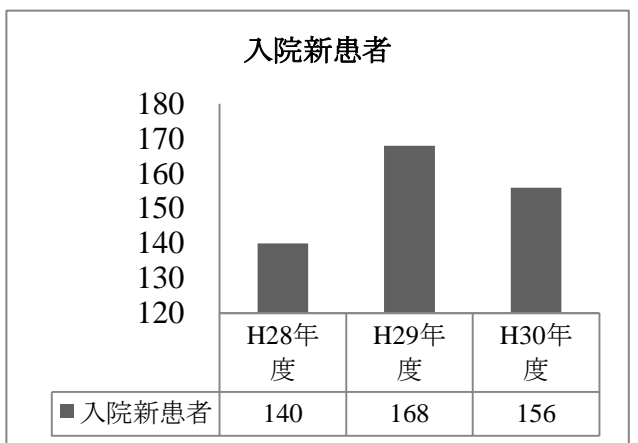
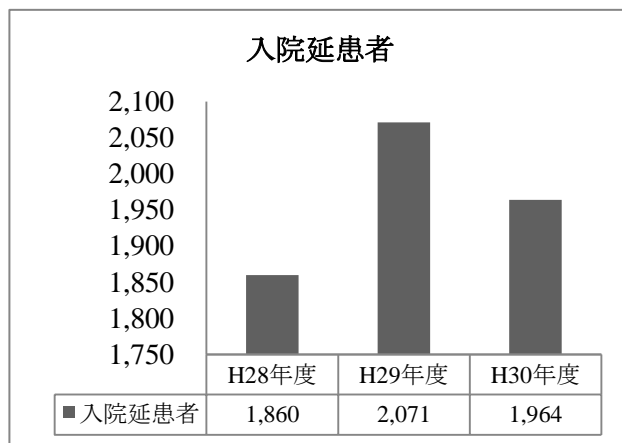
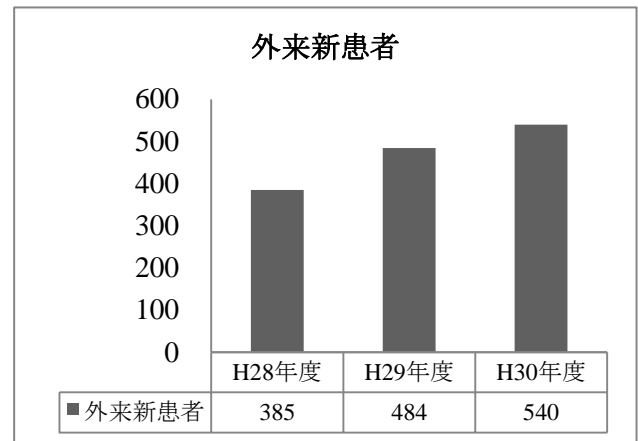
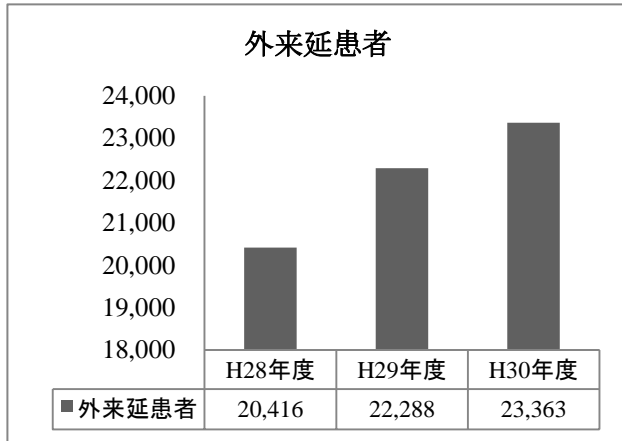


2-6 糖尿病・内分泌内科

診療実績



研究・教育活動

英文原著

1. Miura M, et al. “Suppression of STAT3 signaling promotes cellular reprogramming into insulin-producing cells induced by defined transcription factors.” *EBioMedicine*. 2018 Oct;36:358-366.
2. Sugimoto D, et al. “Clinical Features of Nonobese, Apparently Healthy, Japanese Men With Reduced Adipose Tissue Insulin Sensitivity.” *J Clin Endocrinol Metab*. 2019 Jun 1;104(6):2325-2333.

学会発表

1. 木屋 舞, 他「頭部 MRI で異常所見を認めなかった糖尿病性舞蹈病の 1 例」第 237 回日本内科学会東海地方会, 三重県
2. 杉本 大介, 他「非肥満健常男性における脂肪組織におけるインスリン感受性の臨床的意義」第 61 回日本糖尿病学会年次学術集会, 東京都, 2018.5.26, 口演
3. 池田 富貴 「進歩する CGM とインスリンポンプ」第 33 回日本糖尿病合併症学会, 第 24 回日本糖尿病眼学会, 東京都 (日本) , 2018.10.20, 教育講演
4. Fuki Ikeda et al. “Efficacy of Average Daily Risk Range (ADRR) to Estimate Glycemic Kinetics during Nighttime in Japanese Patients with Type 1 Diabetes Mellitus” American Diabetes Association 78th Scientific Sessions, Orlando. FL, June 23, 2018, Poster presentation
5. Masaki Miura et al. Suppression of STAT3 Signaling Promotes Acinar-to- β Reprogramming Induced by Distinct Transcription Factors. American Diabetes Association 78th Scientific Sessions, Orlando. FL, June 25, 2018, Poster presentation
6. Daisuke Sugimoto et al. Clinical Significance of Insulin Sensitivity in Adipose Tissue in Apparently Healthy Nonobese Men. American Diabetes Association 78th Scientific Sessions, Orlando. FL, June 23, 2018, Poster presentation

市民公開講座

1. 池田 富貴 「糖尿病と合併症～いつまでも自分の足で元気に歩きましょう～」第 72 回市民公開講座 2018.11.28